

# Driving India's EV Charging Revolution



## About Servotech Renewable

Servotech Renewable Power System Ltd. (NSE: SERVOTECH) is India's leading manufacturer of advanced clean energy solutions, specializing in solar Solutions, BESS and EV charging solutions. With a robust pan-India presence, agile manufacturing, and strong R&D capabilities, Servotech is driving India's transition toward a sustainable, energy-independent, and technologically empowered future. Through continuous innovation, strategic collaborations, and large-scale deployments, the company delivers reliable, high-performance solutions that support the nation's clean energy goals. Servotech's comprehensive portfolio spanning solar panels, inverters, Lithium batteries, and EV chargers reflects its commitment to engineering excellence and environmental stewardship. By aligning business growth with global sustainability standards, Servotech stands as a catalyst in shaping India's green energy transformation and powering a cleaner tomorrow.



## VISION

Our vision, 'Produce Green to Live Green, is to lead the global transition to net-zero emissions. We are committed to creating and introducing world-class renewable energy solutions that eliminate reliance on fossil fuels, ensuring a sustainable future for generations to come.

## MISSION

To provide the most advanced cutting-edge technological and innovative solutions for a sustainable future. To empower our skilled workforce through knowledge sharing, associations, and collaborations to help society embrace the change of energy transition.



# Our Journey of Innovations

Founded in 2004, Servotech Renewable Power System Ltd. embarked on a mission to revolutionize the renewable energy landscape. From our initial focus on Sine wave Inverters, we have continuously expanded and innovated, developing a comprehensive suite of cutting-edge solutions that power a sustainable future.

## 2004

- Introduced leading edge Sine-Wave inverters for domestic use.

## 2009

- Ventured into LED Lighting solutions for both industrial and domestic application.

## 2014

- Transitioned into the LED Solar lighting segment for wider applicatio.

## 2020

- Diversified into the UVC Disinfection segment dedicated to providing seamless sanitization solutions.

## 2005

- Leveled up by launching Digital and Sine-Wave inverters for industrial application.

## 2010

- Operationalized Solar Street lights and Solar Hybrid Inverters for mass use.

## 2019

- Pioneered the ServPort, a portable plug-n-play rooftop PV solar system.



## 2022

- Forayed into the electric vehicle (EV) market with the commencement of EV charger manufacturing

## 2024

- Launched India's first solar-powered EV charging 'Carport'
- Expanded business globally across the UK & beyond
- Established 100% solar-powered infrastructure for micromobility in Germany
- Established a new Subsidiary, Servotech Sports and Entertainment Pvt. Ltd.
- Joined the Bengal Pro T20 League as Franchise Team Owner

## 2021

- Launched Rebreath, offering medical grade Oxygen Concentrators and its spare parts.
- Made it to the Main Board (Capital Market Segment) of NSE.

## 2023

- Established subsidiary Servotech EV Infra Pvt. Ltd.
- Established subsidiary Techbec Green Energy Pvt. Ltd.
- Filed 4 patents for Energy Management and EV Charger Technology
- Collaborated with IIT Roorkee to develop rectifier units and onboard chargers
- Implemented SAP S4 HANA Grow

## 2025

- Appointed Errol Musk as our Global Advisory Board Member
- Acquired 27% stake in Rhine Solar Ltd. to officially enter the solar panel manufacturing Business
- Secured a patent for our proprietary innovation, 'System and Method for Peak Shaving'
- Signed an agreement with Watt & Well to Develop & Manufacture EV Charger Components in India



# PRODUCT SERIES

## SPARK

AC Chargers



## SQUAD

DC Chargers



## Split EV Charging Station



## EV Charging Stations with Hybrid PV Inverter & BESS



## EV Charger Components

Onboard EV Charger



AC DC Modules



Charging Cables  
CCS2 & Type 2



Servotech EV Chargers power both public and private operations, including airports, railway stations, metros, parking facilities, EV fleets, highway rest stops, petrol pumps, and malls, transforming them into electric charging hubs to support and lead the EV revolution.

## Universal EV Chargers Supporting All Electric Vehicle Brands



# AC Chargers

**SPARK**

Servotech AC EV Charger enables connectivity with the vehicle control system and to assure the vehicle's and crew's safety. Furthermore, depending on how busy the grid is, the charger informs the car of the maximum current it can draw at that time. So that the network is not overburdened, the AC charging station regulates charging based on the current capabilities of the house or charging point.



82%



## AC 3.3kW EV Charger

Our 3.3 kW AC EV Charger is an efficient solution for electric vehicle owners. High on performance and accessible this charger is ideal for home charging, offering a reliable and user-friendly experience to keep your electric vehicle powered up for the journey ahead.



### Powerful Performance

- Rating: 3.3kW
- Input Voltage Range: 1-Phase, 230 VAC ( $\pm 10\%$ ), 50Hz
- Maximum Input Current: 16A

### Output Port

- One IEC 60309 or domestic output connector with a maximum output current of 16 Amp

### User-Friendly Authentication

- Seamlessly authenticate with RFID, QR Code Scan, and OCPP 1.6 based Mobile App Interface for a hassle-free charging experience.
- Offline authentication through mobile application (without internet) is also provided if the customer requires.

### Advanced Connectivity

- Interface options include 4G (optional), Ethernet, and Wi-Fi for seamless communication.

### Intuitive 4X20 Display System

- Display with adequate resolution and size for visibility in day and night at a distance of 1 meter with naked eyes.

### Certification

- Certified by ARAI/NABL



## AC 3.3kW Technical Specifications

Sr. No.	Parameter	Detail	Specification
		Model:- ST-EVAC3.3kW	
1	Input Power	Rated Power	3.3kW
		Input Voltage	230 V +/- 10%
2	Output Power	Number of output	One
		Output current range	0-16 A for 3.3kW
		Output charging outlet	Industrial Socket
		Output voltage	230 V AC
3	Battery Backup	For Billing ( optional )	15 Min
4	User interface and control function	DISPLAY	4X20
		Status Indicator	LED Light
		Push button	Yes
		User authentication	QR Code +OCPP 1.6
5	Communication	External	WiFi +LAN +OCPP1.6 4G(Optional)
		Metering and billing	Wifi/ GSM with SIM APP server based online Payment, with OCPP based authentication
		Charging operation	Scan Code/ Application APP based authentication
6	Environment	Ambient temperature	-30 to 55 deg C
		Storage temperature	-30 to 70 deg C
		Operatioinal Temp	-30 to 60 deg C
		Altitude	< 2000 meters
		Humidity	upto 95% Non Condensing
7	Protection	Input/Output protection	Over/Under voltage protection, Overload protection, Short circuit protection, Current leakage protection Grounding protection, Surge protection, Over/Under temperature protection
		Mechanical protection	IP 54
		Cooling	Natural
8	Regulation	As per	IEC 61851-1:201
		Safety	CE
		Certificate	ARAI/NABL
		Optional Accessories Optional	Mounting Column / Piller
		Mounting	Wall / Pole Mounted

\*Due to continuous improvement technical specifications & product image can change without prior notice.



## AC 7.4kW EV Charger

Designed to meet the unique charging needs of different users, our 7.4 kW AC charger ensures an excellent charging experience. This robust device offers efficient charging while maintaining convenience and adaptability. It is ideal for residential use and ensures that you are ready to hit the road with confidence.



### Powerful Performance

- Rating: 7.4 kW
- Input Voltage Range: 1-Phase, 230 VAC ( $\pm 10\%$ ), 50Hz
- Maximum Input Current: 16A

### Output Port

- One IEC 62196 Type 2 output connector with an output rating of 32 Amp and 230V AC

### User-Friendly Authentication

- Seamlessly authenticate with RFID, QR Code Scan, and OCPP 1.6 based Mobile App Interface for a hassle-free charging experience.
- Offline authentication through mobile application (without internet) is also provided if the customer requires.

### Advanced Connectivity

- Interface options include 4G (optional), Ethernet, and Wi-Fi for seamless communication.

### Intuitive 4X20 Display System

- Display with adequate resolution and size for visibility in day and night at a distance of 1 meter with naked eyes.

### Certification

- Certified by ARAI



## AC 7.4kW Technical Specifications

Sr. No.	Parameter	Detail	Specification
		Model:- ST-EVAC7.4kW	
1	Input Power	Rated Power	7.4kW
		Input Voltage	230V AC +- 10% , 50Hz (single phase)
2	AC Output	Number of output	one type 2 Gun
		Output current	32A Max
		Output charging outlet	Type 2, IEC 62196
		Output voltage	230V AC
3	User interface and control function	Battery Backup ( Optional )	15 Min (for Billing) Optional
		DISPLAY	4X20
		Status Indicator	LED
		Push button	Emergency Stop
		User authentication	QR CODE + RFID +OCPP1.6
5	Communication	External	WIFI+ Ethernet + OCPP1.6 4G(optional)
		Metering and billing	Grid Responsive metering - QR code scan/RFID card/APP server based online Payment
		Charging options	Swipe card/Scan Code/ App based authentication
4	Environment	Ambient temperature	_20 to 55°C
		Storage temperature	_20 to 70 deg C'
		Operatioinal Temp	_20 to 60 deg C
		Altitude	<2000Mtr.
		Humidity	<95% Non condensing
6	Protection	Input/Output protection	Over/Under voltage protection, Overload protection, Short circuit protection, Current leakage protection Grounding protection, Surge protection, Over/Under temperature protection ("protections are optional and based on user requirements)
		Mechanical protection	IP55
		Cooling	Natural cooling
7	Regulation	As per	IEC 61851-1:2017, IEC 61851-21-2
		Certificate	ARAI certified
		Optional Accessories Optional	Mounting Column / Plate
		Mounting Type	Wall mount / Pole mount

\*Due to continuous improvement technical specifications & product image can change without prior notice.



## AC 10kW EV Charger

Our 10 kW AC Charger is a reliable solution for electric vehicles offering unmatched efficiency. Ideal for residential charging needs, this charger ensures an unforgettable charging experience, perfect for keeping your electric vehicle ready for the journeys ahead.



### Powerful Performance

- Rating: 10 kW
- Input Voltage Range: 3-Phase, 415 VAC ( $\pm 6\%$  and  $-10\%$ ), 50Hz

### Output Port

- Three IEC 60309 output connector with a maximum output current of 16 Amp each.

### User-Friendly Authentication

- Seamlessly authenticate with RFID, QR Code Scan, and OCPP 1.6 based Mobile App Interface for a hassle-free charging experience.
- Offline authentication is also provided if the customer requires.

### Advanced Connectivity

- Interface options include 4G (optional), Ethernet, and Wi-Fi for seamless communication.

### Intuitive 4.3 TFT LCD with touch display system

- Display with adequate resolution and size for visibility in day and night at a distance of 1 meter with naked eyes.

### Certification

- Certified by ARAI



## AC 10kW Technical Specifications

Sr. No.	Parameter	Detail	Specification
		Model:- ST-EVAC10kW	
1	Input Power	Rated Power	10kW ( 3 No. Industrial Socket 3.3kW )
		Input Voltage	10kW Three phase -415V (+6% and -10%)
2	Output Power	Number of output	3 No. Industrial Socket 3.3kW
		Output current range	0-16 Amp per phase
		Output charging outlet	IEC 60309
		Output voltage	230V (+6% and -10%) single phase
3	User interface and control function	DISPLAY	4.3 TFT LCD with touch
		Status Indicator	LED Indication Provided
		Push button	Provided
		Battery Backup ( Optional )	15 Min (for Billing) Optional
		User authentication	QR CODE /RFID + OCPP1.6
4	Communication	External	WIFI+ Ethernet + OCPP1.6 4G(optional)
		Metering and billing	Grid Responsive metering - QR code scan/RFID card/APP server based online Payment
		Charging operation	Swipe card/Scan Code APP based authentication
5	Environment	Ambient temperature	-30°C to 55°C
		Storage temperature	-30 to 70 deg C
		Operatioinal Temp	'-30 to 60 deg C
		Altitude	<2000Mtr.
		Humidity	<95% Non condensing
6	Protection	Input/Output protection	Over/Under voltage protection, Overload protection, Short circuit protection, Current leakage protection Grounding protection, Surge protection, Over/Under temperature protection ("protections are optional and based on user requirements)
		Mechanical protection	IP55
		Cooling	Natural cooling
7	Regulation	As per	IEC 61851-1:2017, IEC 61851-21-2
		Safety	CE
		Certificate	ARAI
		Optional Accessories Optional	Mounting Column / Piller

\*Due to continuous improvement technical specifications & product image can change without prior notice.



## AC 11kW EV Charger

Our 11 kW AC charger elevates your electric vehicle charging experience. This charger brings efficient charging to residential spaces. Its robust design ensures reliability, while the user-friendly interface adds a touch of convenience. Embrace the benefits of seamless charging with the 11 kW AC Charger, making every journey hassle-free.



### Powerful Performance

- Rating: 11 kW
- Input Voltage Range: 3-Phase, 415 VAC ( $\pm 10\%$ ), 50Hz

### Output Port

- One IEC 62196 Type 2 output connector with an output rating of 16Amp and 415V AC.

### User-Friendly Authentication

- Seamlessly authenticate with RFID, QR Code Scan, and OCPP 1.6 base Mobile App Interface for a hassle-free charging experience.
- Offline authentication through mobile application (without internet) is also provided if the customer requires.

### Advanced Connectivity

- Interface options include 4G (optional), Ethernet, and Wi-Fi for seamless communication.

### Intuitive 4.3 TFT LCD with touch display system

- Display with adequate resolution and size for visibility in day and night at a distance of 1 meter with naked eyes.

### Certification

- Certified by ARAI



## AC 11kW Technical Specifications

Sr. No.	Parameter	Detail	Specification
		Model:- ST-EVAC11kW	
1	Input Power	Rated Power	11kW
		Input Voltage	3L + N + PE, 415V AC +- 10% , 50Hz (Three phase)
2	AC Output	Number of output	one type 2 Gun
		Output current	16A / Phase
		Output charging outlet	Type 2, IEC 62196
		Output voltage	3L + N + PE, 415V AC
3	Battery Backup	Battery Backup ( optional )	15 Min (for Billing) optional
4	User interface and control function	DISPLAY	4.3 TFT LCD with touch
		Status Indicator	LED
		Push button	Emergency Stop
		User authentication	QR CODE + RFID +OCPP1.6
5	Environment	Ambient temperature	_20 to 55°C
		Storage temperature	_20 to 70 deg C'
		Operatioinal Temp	_20 to 60 deg C
		Altitude	<2000Mtr.
		Humidity	<95% Non condensing
6	Communication	Interface	WIFI + Ethernet
		Interface ( optional )	4G
		Metering and billing	Grid Responsive metering - QR code scan/RFID card/APP server based online Payment
		Charging options	Swipe card/Scan Code/ App based authentication
7	Protection	Input/Output protection	Over/Under voltage protection, Overload protection, Short circuit protection, Current leakage protection Grounding protection, Surge protection, Over/Under temperature protection (*protections are optional and based on user requirements)
		Mechanical protection	IP55
		Cooling	Natural cooling
8	Regulation	As per	IEC 61851-1:2017, IEC 61851-21-2
		Certificate	ARAI certified
		Optional Accessories Optional	Mounting Column / Plate
		Mounting Type	Wall mount / Pole mount

\*Due to continuous improvement technical specifications & product image can change without prior notice.



## AC 14kW Hybrid EV Charger

Our 14 kW AC Charger is redefining charging standards for electric vehicles. With unparalleled power, this charger is engineered to optimize efficiency. Designed for residential settings, this charger ensures reliability. Experience convenient and hassle free charging with the 14 kW AC Charger



### Powerful Performance

- Rating: 14 kW
- Input Voltage Range: 3-Phase, 415 VAC (+6% and -10%), 50Hz

### Output Port

- Two IEC 60309 output connector with a maximum output current of 16Amp each.
- One IEC 62196 Type 2 output connector with a maximum output current of 32 and 230V AC.

### User- Friendly Authentication

- Seamlessly authenticate with RFID, QR Code Scan, and OCPP 1.6 base Mobile App Interface for a hassle-free charging experience.
- Offline authentication is also provided if the customer requires.

### Advanced Connectivity

- Interface options include 4G (optional), Ethernet, and Wi-Fi for seamless communication.

### Intuitive 4.3 TFT LCD with touch display system

- Display with adequate resolution and size for visibility in day and night at a distance of 1 meter with naked eyes.

### Certification

- Certified by ARAI



# AC 14kW Hybrid Technical Specifications

Sr. No.	Parameter	Detail	Specification
		Model:- ST-EVAC14kW	
1	Input Power	Rated Power	14kW
		Input Voltage	415VAC $\pm 15\%$ /50Hz $\pm 5$ Hz Total harmonic distortion rate: $\leq 5\%$
2	Output Power	Number of output	Total -3 Nos. ( 2 No. Industrial / Domestic Socket- 3.3kW and . 1 No. type 2 Gun)
		Output current range	0-16 A for 3.3kW, 0-32A for 7.2kW per phase, 0-16 Amp per phase
		Output charging outlet	IEC 60309 & Type 2 IEC 62196
3	User interface and control function	DISPLAY	4.3 TFT LCD with touch
		Status Indicator	LED Indication Provided
		Push button	Emergency Stop
		Battery Backup	15 Min (for Billing) optional
		User authentication	QR CODE /RFID + OCPP1.6v
4	Communication	External	WIFI+ Ethernet OCPP1.6
			4G(optional)
		Metering and billing	Grid Responsive metering - QR code scan/RFID card/APP server based online Payment
		Charging options	Swipe card/Scan Code/ App based authentication
5	Environment	Ambient temperature	-30°C to 55°C
		Storage temperature	-30 to 70 deg C'
		Operatioinal Temp	'-30 to 60 deg C
		Altitude	<2000Mtr.
		Humidity	<95% Non condensing
6	Protection	Input/Output protection	Over/Under voltage protection, Overload protection, Short circuit protection, Current leakage protection Grounding protection, Surge protection, Over/Under temperature protection ("protections are optional and based on user requirements)
		Mechanical protection	IP54
		Cooling	Natural
7	Certificate	ARAI /NABL	
8	Optional Accessories Optional	Mounting Column / Piller	
9	Mounting	Wall mounted / Pole mounted	

\*Due to continuous improvement technical specifications & product image can change without prior notice.



## AC 22kW EV Charger

Our 22 kW AC Charger is a powerhouse for efficient electric vehicle charging. With exceptional power output, this charger revolutionizes the charging experience. This charger suits residential, offering reliable charging. Experience convenient charging with the 22 kW AC Charger, and enjoy hassle free rides.



### Powerful Performance

- Rating: 22 kW
- Input Voltage Range: 3-Phase, 415 VAC ( $\pm 10\%$ ), 50Hz

### Output Port

- One IEC 62196 Type 2 output connector with an Output rating of 32 amp and 415V AC.

### User- Friendly Authentication

- Seamlessly authenticate with RFID, QR Code Scan, and OCPP 1.6 base Mobile App Interface for a hassle-free charging experience.
- Offline authentication is also provided if the customer requires.

### Advanced Connectivity

- Interface options include 4G (optional), Ethernet, and Wi-Fi for seamless communication.

### Intuitive 4.3 TFT LCD with touch display system

- Display with adequate resolution and size for visibility in day and night at a distance of 1 meter with naked eyes.

### Certification

- Certified by ARAI/NABL



## AC 22kW Technical Specifications

Sr. No.	Parameter	Detail	Specification
		Model:- ST-EVAC22kW	
1	Input Power	Rated Power	22kW
		Input Voltage	3L + N + PE, 415V AC +/- 10% , 50Hz (Three phase)
2	AC Output	Number of output	one type 2 Gun
		Output current	32A / Phase
		Output charging outlet	Type 2, IEC 62196
		Output voltage	3L + N + PE, 415V AC
3	User interface and control function	Battery Backup	15 Min (for Billing) optional
		DISPLAY	4.3 TFT LCD with touch
		Status Indicator	LED
		Push button	Emergency Stop
		User authentication	QR CODE + RFID +OCPP1.6
4	Communication	External	WIFI+ Ethernet OCPP1.6 4G(optional)
		Metering and billing	Grid Responsive metering - QR code scan/RFID card/APP server based online Payment
		Charging options	Swipe card/Scan Code/ App based authentication
5	Environment	Ambient temperature	-20 to 55°C
		Storage temperature	-20 to 70 deg C'
		Operatioinal Temp	-20 to 60 deg C
		Altitude	<2000Mtr.
		Humidity	<95% Non condensing
6	Protection	Input/Output protection	Over/Under voltage protection, Overload protection, Short circuit protection, Current leakage protection Grounding protection, Surge protection, Over/Under temperature protection ("protections are optional and based on user requirements)
		Mechanical protection	IP55
		Cooling	Natural cooling
7	Regulation	As per	IEC 61851-1:2017, IEC 61851-21-2
		Certificate	ARAI certified/ NABL
		Optional Accessories	Mounting Column / Plate
		Optional Mounting Type	Wall mount / Pole mount

\*Due to continuous improvement technical specifications & product image can change without prior notice.



# DC Chargers

# SQUAD

Servotech DC chargers are capable of providing DC power to the car right away. The vehicle does not need to convert DC EV-charging to AC. Because this method eliminates a stage, it can charge an electric vehicle considerably more quickly. Some of the fastest DC chargers can fully charge a vehicle in less than an hour.



## DC 30kW EV Charger

Our 30 kW is a dependable and resilient DC fast charger, engineered to charge every EV model available in the market today. This robust charger ensures compatibility and efficiency across the board. Its reliability and versatility make it the go-to solution for a wide range of EV owners, offering consistent and swift charging experiences for various electric vehicle models.



### Powerful Performance

- Rating: 30 KW
- Input Voltage Range: 3-Phase, 415 VAC ( $\pm 10\%$ ), 50Hz

### Output Parameters

- Voltage: 200–1000V DC
- DC Current: 100 A (max)

### Output Port

- One CCS 2 Charging connector.

### User-Friendly Authentication

- Seamlessly authenticate with RFID, QR Code Scan, and OCPP 1.6 base Mobile App Interface for a hassle-free charging experience.
- Offline authentication is also provided if the customer requires.

### Advanced Connectivity

- Interface options include 4G (optional), Ethernet, and Wi-Fi for seamless communication.

### 7-Inch or bigger Touchscreen

- 7 inch Industrial grade LCD, which displayed KWh, Date & Time, Total KWh, O/P DC V & Amp, Event logs, Errors, Price per unit, total amount.

### Certification

- Certified by ARAI/ICAT



# DC 30kW Technical Specifications

Sr. No.	Parameter	Detail	Specification
			Model:- ST-EVDC30KW
1	AC Input	Voltage Rating	3-Phase, 415Vac (+10 %,-10%) 360V-460 V
		Max. Input Current	50 Amp
		Input Frequency	50 Hz $\pm$ 1.5Hz or better
		Insolation	one number MCCB at input in Charger
		User Authentication	RFID , QR-Code Scan, OCPP based Mobile App Interface. Interface : Ethernet, GSM - 3G/4G SIM support
2	Backup Power	Input Supply Failure backup	Battery backup for minimum 15 minute for the control system and billing unit. The data logs should be synched with CMS during backup time, in case of drain out.
3	DC Output	No. of Output Ports	1 Nos CCS Type 2, 5 meter cable length at a height between 0.4 m to 1.5 m as per IEC 61851-23, section 101.1.3.
		Output Cable	As per Applicable IEC 62196-3 standard with a voltage range up to 1000V (DC).
		Power factor	> 0.98
		Current & voltage THD	Compliant with IEC 61000-3-12
		Output Current	100 A (max) per Gun
		Output Voltage	200-1000V DC
		Rated outputs and maximum output power	As per IEC 61851- 23,101.2.1.1 except for the ambient temperature range. Temp range to be -20 °C to 55 °C as per Indian climatic conditions.
4	Minimum efficiency		94% for load more than 50%
5	Internal Cabling		Should be FR grade
6	Electrical metering		to comply with IEC 62052-11 and IEC 62053-21
7	Charge Option		Auto Charge, Mode Selection (Time/amount/Power/SOC)
8	Splitter	Splitting of power output between two guns	NIL
9	AC Input Protections	AC Voltage Protection	AC Over-Voltage, AC Under-Voltage
		AC Current Protection	AC Over Current / Short Circuit
		AC Safety Protection	Residual current / Ground fault- ( ELCB Required 30 ma)
		Earth Monitoring	Earth Presence/Connection Monitoring
		Ground Fault Protection	Ground Fault Protection
		Surge Protection- 4 KV DM	Surge Protection minimum Class B SPD. SPD should have valid test report from NABL accredited Lab having facility as per IEC 61643-11/KEMA/VDE - 4KV DM
		Temperature Protection	Over temperature
10	ESD	Emergency shut down button	Emergency Shut Button (ESD)
11	EMI/EMC	EMI EMC	As per IEC 61000 for complete unit
		Immunity to electrostatic discharge ( IEC 61000-4-2)	Immunity to electrostatic discharge ( IEC 61000-4-2)
		Supply Voltage Dips and Interruptions ( IEC 61000-4-11)	Supply Voltage Dips and Interruptions ( IEC 61000-4-11)
		Fast Transient ( IEC 6100-4-4)	Fast Transient ( IEC 6100-4-4)
		Voltage surges ( IEC 61000-4-5)	Voltage surges ( IEC 61000-4-5)
Radiated Electro Magnetic Disturbances	Radiated Electro Magnetic Disturbances		
12	Energy Metering	Independent DC and AC Energy Meter for each output and Input and with cumulative	Independent DC and AC Energy Meter for each output and Input and with cumulative
13	Operating Temperature	Operating Temperature	-10 to 55 degC
14	Humidity	Enclosure Protection	95% relative humidity, Non-condensing
15	Enclosure Protection	Enclosure Protection	IP55 or better
16	Cooling Method	Natural / Forced	Natural / FAN Cooling
17	Applications	To Charge	4 wheelers compatible with CCS-2
18	Communication between charger and EV	CCS2 : IEC 61851, PLC - DIN 70121 and ISO 15118	CCS2 : IEC 61851, PLC - DIN 70121 and ISO 15118
19	Altitude		Upto 2000 m
20	Keypad	Metallic/Membrane type /Touch screen	Alpha numeric keypad with minimum 12 keys If touch screen is offered it can be integral part of display
21	Display	7" or bigger Industrial grade LCD which displayed KWhr, Date & time, Total KWhr,O/P DC V & Amp., Event logs, Errors, Price per unit, total amount.	7" or bigger Industrial grade LCD which displayed KWhr, Date & time, Total KWhr,O/P DC V & Amp., Event logs, Errors, Price per unit, total amount.
22	Certification		ARAI / ICAT (or any Govt/NABL approved lab) and comply the standard from IEC 61851
23	Memory storage	storage	To store last 1000 event logs
24	Enclosure	Metal sheet	All panels shall be CRCA sheets only.
25	Enclosure Protection	Protection against mechanical impact & stability	IK10,As per IEC 61851-1 Section 11.11.2 including charger Display

\*Due to continuous improvement technical specifications & product image can change without prior notice.



## DC 40kW EV Charger

Perfectly compatible with CCS-2 Connectors, our charger offers versatile charging solutions anywhere - workplaces, parking areas, hospitals, malls, hotels, museums, parks, and highways. Ensure swift and intelligent charging experiences for your electric vehicle journeys with our 40kW DC Charger.



### Powerful Performance

- Rating: 40 kW
- Input Voltage Range: 3-Phase, 415 VAC ( $\pm 10\%$ ), 50Hz

### Output Parameters

- Voltage: 200-1000V DC
- DC Current: 100 A (max)
- Splitting of power output between two charging gun

### Output Port

- Dual CCS 2 Charging connector.

### User-Friendly Authentication

- Seamlessly authenticate with RFID, QR Code Scan, and OCPP 1.6 base Mobile App Interface for a hassle-free charging experience.
- Offline authentication is also provided if the customer requires.

### Advanced Connectivity

- Interface options include 4G, Ethernet, and Wi-Fi for seamless communication.

### 7-Inch Touchscreen

- 7 inch Industrial grade LCD, which displayed KWh, Date & Time, Total KWh, O/P DC V & Amp, Event logs Errors, Price per unit, total amount.

### Certification

- Certified by ARAI/NABL



# DC 40kW Technical Specifications

Sr. No.	Parameter	Detail	Specification
			Model:- ST-EVDC 40KW
1	AC Input	Voltage Rating	3-Phase, 415Vac (+10 %,-10%) 360V-460 V
		Max. Input Current	50 Amp
		Input Frequency	50 Hz $\pm$ 1.5Hz or better
		Insolation	one number MCCB at input in Charger
		User Authentication	RFID , QR-Code Scan, OCPP based Mobile App Interface Interface : Ethernet, GSM - 3G/4G SIM support
2	Backup Power	Input Supply Failure backup	Battery backup for minimum 15 minute for the control system and billing unit. The data logs should be synched with CMS during backup time, in case of drain out.
3	DC Output	No. of Output Ports	2 Nos CCS Type 2, 5 meter cable length at a height between 0.4 m to 1.5 m as per IEC 61851-23, section 101.1.3.
		Output Cable	As per Applicable IEC 62196-3 standard with a voltage range up to 1000V (DC).
		Power factor	> 0.98
		Current & voltage THD	Compliant with IEC 61000-3-12
		Output Current	100A (max) per Gun
		Output Voltage	200-1000V DC
		Rated outputs and maximum output power	As per IEC 61851- 23,101.2.1.1 except for the ambient temperature range. Temp range to be -20 °C to 55 °C as per Indian climatic conditions.
4	Minimum efficiency		94% for load more than 50%
5	Internal Cabling		FR grade
6	Electrical metering		to comply with IEC 62052-11 and IEC 62053-21
7	Charge Option		Auto Charge, Mode Selection (Time/amount/Power/SOC)
8	Splitter	Splitting of power output between two guns	splitter provision.
9	AC Input Protections	AC Voltage Protection	AC Over-Voltage, AC Under-Voltage
		AC Current Protection	AC Over Current / Short Circuit
		AC Safety Protection	Residual current / Ground fault- ( ELCB 30 mA)
		Earth Monitoring	Earth Presence/Connection Monitoring
		Ground Fault Protection	Ground Fault Protection
		Surge Protection- 4 KV DM	Surge Protection minimum Class B SPD. SPD should have valid test report from NABL accredited Lab having facility as per IEC 61643-11/KEMA/VDE - 4KV DM
	Temperature Protection	Over temperature	
10	ESD	Emergency shut down button	Emergency Shut Button (ESD)
11	EMI/EMC	EMI EMC	As per IEC 61000 for complete unit
		Immunity to electrostatic discharge ( IEC 61000-4-2)	Immunity to electrostatic discharge ( IEC 61000-4-2)
		Supply Voltage Dips and Interruptions ( IEC 61000-4-11)	Supply Voltage Dips and Interruptions ( IEC 61000-4-11)
		Fast Transient ( IEC 6100-4-4)	Fast Transient ( IEC 6100-4-4)
		Volatge surges ( IEC 61000-4-5)	Volatge surges ( IEC 61000-4-5)
	Radiated Electro Magnetic Disturbances	Radiated Electro Magnetic Disturbances	
12	Energy Metering	Independent DC and AC Energy Meter for each output and Input and with cumulative	Independent DC and AC Energy Meter for each output and Input and with cumulative
13	Operating Temperature	Operating Temperature	-10 to 55 degC
14	Humidity	Enclosure Protection	95% relative humidity, Non-condensing
15	Enclosure Protection	Enclosure Protection	IP55 or better
16	Cooling Method	Natural / Forced	Natural / FAN Cooling
17	Applications	To Charge	4 wheelers compatible with CCS-2
18	Communication between charger and EV	CCS2 : IEC 61851, PLC - DIN 70121 and ISO 15118	CCS2 : IEC 61851, PLC - DIN 70121 and ISO 15118
19	Altitude		Upto 2000 m
20	Keypad	Metallic/Membrane type /Touch screen	Alpha numeric keypad with minimum 12 keys If touch screen is offered it can be integral part of display
21	Display	7" or bigger Industrial grade LCD which displayed KWHr, Date & time, Total KWHr, O/P DC V & Amp., Event logs, Alarms, Errors, Price per unit, total amopunt.	7" or bigger Industrial grade LCD which displayed KWHr, Date & time, Total KWHr, O/P DC V & Amp., Event logs, Alarms, Errors, Price per unit, total amopunt.
22	Certification		Certification from ARAI / ICAT (or any Govt/NABL approved lab) and comply the standard from IEC 61851
23	Memory storage		To store last 1000 event logs
24	Enclosure	Metal sheet	All panels shall be CRCA sheets only.
25	Enclosure Protection	Protection against mechanical impact & stability	IK10,As per IEC 61851-1 Section 11.11.2 including charger Display

\*Due to continuous improvement technical specifications & product image can change without prior notice.



## DC 60kW EV Charger

Perfectly compatible with CCS-2 Connectors, our charger offers versatile charging solutions anywhere – workplaces, parking areas, hospitals, malls, hotels, museums, parks, and highways. Ensure swift and intelligent charging experiences for your electric vehicle journeys with our 60 kW DC charger.



### Powerful Performance

- Rating: 60 KW
- Input Voltage Range: 3-Phase, 415 VAC ( $\pm 10\%$ ), 50Hz

### Output Parameters

- Voltage: 150-1000V DC
- DC Current: 200 A (max)
- Splitting of power output between two charging guns

### Output Port

- One CCS 2 Charging connector.

### User-Friendly Authentication

- Seamlessly authenticate with RFID, QR Code Scan, and OCPP 1.6 base Mobile App Interface for a hassle-free charging experience.
- Offline authentication is also provided if the customer requires.

### Advanced Connectivity

- Interface options include 4G/5G, Ethernet, and Wi-Fi for seamless communication.

### 7-Inch or bigger Touchscreen

- 7 inch Industrial grade LCD, which displayed KWh, Date & Time, Total KWh, O/P DC V & Amp, Event logs, Errors, Price per unit, total amount.

### Certification

- Certified by ARAI/ICAT



# DC 60kW Technical Specifications

Sr. No.	Parameter	Detail	Specification
			Model:- ST-EVDC60KW
1	AC Input	Voltage Rating	3-Phase, 415Vac (+10 %,-10%) 360V-460 V
		Max. Input Current	98 Amp
		Input Frequency	50 Hz $\pm$ 1.5Hz or better
		Insolation	one number MCCB at input in Charger
		User Authentication	RFID,QR-Code Scan, OCPP based Mobile App Interface Interface : Ethernet, GSM - 3G/4G/5G SIM support, support CMS based Mobile Interface, Auto Change through Vehicle MAC ID
2	Backup Power	Input Supply Failure backup	Battery backup for minimum $\geq$ 45 minute for the control system and billing unit. The data logs should be synched with CMS during backup time, in case of drain out.
3	DC Output	No. of Output Ports	2 Nos CCS Type 2, 5 meter cable length at a height between 0.4 m to 1.5 m as per IEC 61851-23, section 101.1.3.
		Output Cable	As per Applicable IEC 62196-3 standard with a voltage range up to 1000V (DC).
		Power factor	> 0.98
		Current & voltage THD	Compliant with IEC 61000-3-12
		Output Current	200 A (max) per Gun
		Output Voltage	150-1000V DC
		Rated outputs and maximum output power	As per IEC 61851- 23,101.2.1.1 except for the ambient temperature range. Temp range to be -20 °C to 55 °C as per Indian climatic conditions.
4	Minimum efficiency	As per Schedule 41	>97%
5	Internal Cabling		FR grade
6	Electrical metering		to comply with IEC 62052-11 and IEC 62053-21
7	Charge Option		Auto Charge, Mode Selection (Time/amount/Power/SOC)
8	Splitter	Splitting of power output between two guns	splitter provision.
9	AC Input Protections	AC Voltage Protection	AC Over-Voltage, AC Under-Voltage
		AC Current Protection	AC Over Current / Short Circuit
		AC Safety Protection	Residual current / Ground fault- (ELCB 30 mA)
		Earth Monitoring	Earth Presence/Connection Monitoring
		Ground Fault Protection	Ground Fault Protection
		Surge Protection- 4 KV DM	Surge Protection minimum Class B SPD. SPD should have valid test report from NABL accredited Lab having facility as per IEC 61643-11/KEMA/VDE - 4KV DM
	Temperature Protection	Over temperature	
10	ESD	Emergency shut down button	Emergency Shut Button (ESD)
11	EMI/EMC	EMI EMC	As per IEC 61000 for complete unit
		Immunity to electrostatic discharge ( IEC 61000-4-2)	Immunity to electrostatic discharge ( IEC 61000-4-2)
		Supply Voltage Dips and Interruptions ( IEC 61000-4-11)	Supply Voltage Dips and Interruptions ( IEC 61000-4-11)
		Fast Transient ( IEC 6100-4-4)	Fast Transient ( IEC 6100-4-4)
		Voltage surges ( IEC 61000-4-5)	Voltage surges ( IEC 61000-4-5)
	Radiated Electro Magnetic Disturbances	Radiated Electro Magnetic Disturbances	
12	Energy Metering	Independent DC and AC Energy Meter for each output and Input and with cumulative	Independent DC and AC Energy Meter for each output and Input and with cumulative
13	Operating Temperature	Operating Temperature	-10 to 55 degC
14	Humidity	Enclosure Protection	95% relative humidity, Non-condensing
15	Enclosure Protection	Enclosure Protection	IP55 or better
16	Cooling Method	Natural / Forced	Natural / FAN Cooling
17	Applications	To Charge	4 wheelers compatible with CCS-2
18	Communication between charger and EV	CCS2 : IEC 61851, PLC - DIN 70121 and ISO 15118	CCS2 : IEC 61851, PLC - DIN 70121 and ISO 15118
19	Altitude		Upto 2000 m
20	Keypad	Metallic/Membrane type /Touch screen	Alpha numeric keypad with minimum 12 keys If touch screen is offered it can be integral part of display
21	Display	7" or bigger Industrial grade LCD which displayed KWHr, Date & time, Total KWHr, O/P DC V & Amp., Event logs, Alarms, Errors, Price per unit, total amopunt.	7" or bigger Industrial grade LCD which displayed KWHr, Date & time, Total KWHr, O/P DC V & Amp., Event logs, Alarms, Errors, Price per unit, total amopunt.
22	Certification		Certification from ARAI / ICAT (or any Govt/NABL approved lab) and comply the standard from IEC 61851
23	Memory storage		To store last 1000 event logs
24	Enclosure	Metal sheet	All panels shall be CRCA sheets only.
25	Enclosure Protection	Protection against mechanical impact & stability	IK10,As per IEC 61851-1 Section 11.11.2 including charger Display

\*Due to continuous improvement technical specifications & product image can change without prior notice.



## DC 120kW EV Charger

Our 120 kW DC EV Fast Charger is engineered to deliver high-speed charging, catering to the demands of modern electric vehicles, ensuring shorter charging times and longer journeys. It is an ideal solution for parking lots, highways, and charging stations. Equipped with advanced security features and user-friendly interfaces, this charger offers a seamless and reliable charging experience, empowering EV owners with swift power for their journeys ahead.



### Powerful Performance

- Rating: 120 kW
- Input Voltage Range: 3-Phase, 415 VAC ( $\pm 10\%$ ), 50Hz

### Output Parameters

- Voltage: 150-1000V DC
- DC Current: 200 A (max)
- Splitting of power output between two charging gun

### Output Port

- Dual CCS 2 Charging connector.

### User-Friendly Authentication

- Seamlessly authenticate with RFID, QR Code Scan, and OCPP 1.6 base Mobile App Interface for a hassle-free charging experience.
- Offline authentication is also provided if the customer requires.

### Advanced Connectivity

- Interface options include 4G/5G, Ethernet, and Wi-Fi for seamless communication.

### 7-Inch Touchscreen

- 7 inch Industrial grade LCD, which displayed KWh, Date & Time, Total KWh, O/P DC V & Amp, Event logs Errors, Price per unit, total amount.

### Certification

- Certified by ARAI/NABL



# DC 120kW Technical Specifications

Sr. No.	Parameter	Detail	Specification
			Model:- ST-EVDC120KW
1	AC Input	Voltage Rating	3-Phase, 415Vac (+10 %, -10%) 360V-460 V
		Max. Input Current	200 A, +5%
		Input Frequency	50 Hz $\pm$ 3 Hz or better
		Insolation	one number MCCB at input in Charger
		User Authentication	RFID, QR-Code Scan, OCPP based Mobile App Interface Interface : Ethernet, GSM - 3G/4G/5G SIM support, support CMS based Mobile Interface, Auto Change through Vehicle MAC ID
2	Backup Power	Input Supply Failure backup (optional)	Battery backup for minimum $\geq$ 45 minute for the control system and billing unit. The data logs should be synched with CMS during backup time, in case of drain out.
3	DC Output	No. of Output Ports	2 Nos CCS Type 2, 5 meter cable length at a height between 0.4 m to 1.5 m as per IEC 61851-23, section 101.1.3.
		Output Cable	As per Applicable IEC 62196-3 standard with a voltage range up to 1000V (DC).
		Power factor	> 0.98
		Current & voltage THD	Compliant with IEC 61000-3-12
		Output Current	200 A (max) per Gun
	Output Voltage	150-1000V DC	
4	Minimum efficiency	As per Schedule 41	>97%
5	Internal Cabling		Should be FR grade
6	Electrical metering		to comply with IEC 62052-11 and IEC 62053-21
7	Charge Option		Auto Charge, Mode Selection (Time/amount/Power/SOC)
8	Splitter	Splitting of power output between two guns	Unit shall have a splitter provision.
9	AC Input Protections	AC Voltage Protection	AC Over-Voltage, AC Under-Voltage
		AC Current Protection	AC Over Current / Short Circuit
		AC Safety Protection	Residual current / Ground fault (ELCB Required 30 ma)
		Earth Monitoring	Earth Presence/Connection Monitoring
		Ground Fault Protection	Ground Fault Protection
		Surge Protection- 4 KV DM	Surge Protection minimum Class B SPD. SPD should have valid test report from NABL accredited Lab having facility as per IEC 61643-11/KEMA/VDE - 4 KV DM
		Temperature Protection	Over temperature
10	ESD	Emergency shut down button	Emergency Shut Button (ESD)
11	EMI/EMC	EMI EMC	As per IEC 61000 for complete unit
		Immunity to electrostatic discharge ( IEC 61000-4-2)	Immunity to electrostatic discharge ( IEC 61000-4-2)
		Supply Voltage Dips and Interruptions ( IEC 61000-4-11)	Supply Voltage Dips and Interruptions ( IEC 61000-4-11)
		Fast Transient ( IEC 6100-4-4)	Fast Transient ( IEC 6100-4-4)
		Voltage surges ( IEC 61000-4-5)	Voltage surges ( IEC 61000-4-5)
	Radiated Electro Magnetic Disturbances	Radiated Electro Magnetic Disturbances	
12	Energy Metering	Independent DC and AC Energy Meter for each output and Input and with cumulative	Independent DC and AC Energy Meter for each output and Input and with cumulative
13	Operating Temperature	Operating Temperature	-10 to 55 degC
14	Humidity	Enclosure Protection	95% relative humidity, Non-condensing
15	Enclosure Protection	Enclosure Protection	IP54 or better
16	Cooling Method	Natural / Forced	Force Cooling
17	Applications	To Charge	4 wheelers compatible with CCS-2
18	Communication between charger and EV	CCS2 : IEC 61851, PLC - DIN 70121 and ISO 15118	CCS2 : IEC 61851, PLC - DIN 70121 and ISO 15118
19	Altitude	Upto 2000 m	
20	Keypad	Metallic/Membrane type /Touch screen	Alpha numeric keypad with minimum 12 keys If touch screen is offered it can be integral part of display
21	Display	7" or bigger Industrial grade LCD which displayed KWhr, Date & time, Total KWhr, O/P DC V & Amp., Event logs, Alarms, Errors, Price per unit, total amount.	7" or bigger Industrial grade LCD which displayed KWhr, Date & time, Total KWhr, O/P DC V & Amp., Event logs, Alarms, Errors, Price per unit, total amount.
22	Certification	Certification from ARAI / ICAT (or any Govt/NABL approved lab) and comply the standard from IEC 61851	
23	Memory storage	To store last 1000 event logs	
24	Enclosure	Metal sheet	All panels shall be CRCA sheets only.
25	Enclosure Protection	Protection against mechanical impact & stability	IK10, As per IEC 61851-1 Section 11.11.2 including charger Display

\*Due to continuous improvement technical specifications & product image can change without prior notice.



## DC 180kW EV Charger

Our 180 kW DC EV fast charger is meticulously designed to provide swift and efficient electric vehicle charging. This robust charger enable high-speed charging, meeting the demands of electric vehicles, reducing charging times and extending travel range. It seamlessly fits into parking lots, highways, and charging stations. With cutting-edge security features and user-friendly interfaces this charger guarantees a smooth and reliable charging encounter, providing EV owners swift power for their upcoming journeys.



### Powerful Performance

- Rating: 180 KW
- Input Voltage Range: 3-Phase, 415 VAC ( $\pm 10\%$ ), 50Hz

### Output Parameters

- Voltage: 250-1000V DC
- DC Current: 200 A (max)
- Splitting of power output between two charging guns

### Output Port

- One CCS 2 Charging connector.

### User- Friendly Authentication

- Seamlessly authenticate with RFID, QR Code Scan, and OCPP 1.6 base Mobile App Interface for a hassle-free charging experience.
- Offline authentication is also provided if the customer requires.

### Advanced Connectivity

- Interface options include 4G/5G, Ethernet, and Wi-Fi for seamless communication.

### 7-Inch or bigger Touchscreen

- 7 inch Industrial grade LCD, which displayed KWh, Date & Time, Total KWh, O/P DC V & Amp, Event logs, Errors, Price per unit, total amount.

### Certification

- Certified by ARAI/ICAT



# DC 180kW Technical Specifications

Sr. No.	Parameter	Detail	Specification
		Model:- ST-EVDC180KW	
1	AC Input	Voltage Rating	3-Phase, 415Vac (+10 %,-10%) 360V-460 V
		Max. Input Current	As per 240 KW @ 415 V 3 Phase
		Input Frequency	50 Hz ± 1.5Hz or better
		Insolation	one number MCCB at input in Charger
		User Authentication	RFID , QR-Code Scan, OCPP based Mobile App Interface Interface : Ethernet, GSM - 3G/4G SIM support
2	Backup Power	Input Supply Failure backup ( Optional )	Battery backup for minimum 15 minute for the control system and billing unit. The data logs should be synched with CMS during backup time, in case of drain out.
3	DC Output	No. of Output Ports	2 Nos CCS Type 2, 5 meter cable length at a height between 0.4 m to 1.5 m as per IEC 61851-23, section 101.1.3.
		Output Cable	As per Applicable IEC 62196-3 standard with a voltage range up to 1000V (DC).
		Power factor	> 0.98
		Current & voltage THD	Compliant with IEC 61000-3-12
		Output Current	200 per Gun as per Customer Requirements
		Output Voltage	200-1000V DC
		Rated outputs and maximum output power	As per IEC 61851- 23,101.2.1.1 except for the ambient temperature range. Temp range to be -20 °C to 55 °C as per Indian climatic conditions.
4	Minimum efficiency	94% for load more than 50%	
5	Internal Cabling	FR grade	
6	Electrical metering	to comply with IEC 62052-11 and IEC 62053-21	
7	Charge Option	Auto Charge, Mode Selection (Time/amount/Power/SOC)	
8	Splitter	Splitting of power output between two guns	splitter provision.
9	AC Input Protections	AC Voltage Protection	AC Over-Voltage, AC Under-Voltage
		AC Current Protection	AC Over Current / Short Circuit
		AC Safety Protection	Residual current / Ground fault- ( ELCB Required 30 ma)
		Earth Monitoring	Earth Presence/Connection Monitoring
		Ground Fault Protection	Ground Fault Protection
		Surge Protection- 4 KV DM	Surge Protection minimum Class B SPD. SPD should have valid test report from NABL accredited Lab having facility as per IEC 61643-11/KEMA/VDE - 4 KV DM
		Temperature Protection	Over temperature
10	ESD	Emergency shut down button	Emergency Shut Button (ESD)
11	EMI/EMC	EMI EMC	As per IEC 61000 for complete unit
		Immunity to electrostatic discharge ( IEC 61000-4-2)	Immunity to electrostatic discharge ( IEC 61000-4-2)
		Supply Voltage Dips and Interruptions ( IEC 61000-4-11)	Supply Voltage Dips and Interruptions ( IEC 61000-4-11)
		Fast Transient ( IEC 6100-4-4)	Fast Transient ( IEC 6100-4-4)
		Voltage surges ( IEC 61000-4-5)	Voltage surges ( IEC 61000-4-5)
		Radiated Electro Magnetic Disturbances	Radiated Electro Magnetic Disturbances
12	Energy Metering	Independent DC and AC Energy Meter for each output and Input and with cumulative	Independent DC and AC Energy Meter for each output and Input and with cumulative
13	Operating Temperature	Operating Temperature	-10 to 55 degC
14	Humidity	Enclosure Protection	95% relative humidity, Non-condensing
15	Enclosure Protection	Enclosure Protection	IP54 or better
16	Cooling Method	Natural / Forced	Natural / FAN Cooling
17	Applications	To Charge	4 wheelers compatible with CCS-2
18	Communication between charger and EV	CCS2 : IEC 61851, PLC - DIN 70121 and ISO 15118	CCS2 : IEC 61851, PLC - DIN 70121 and ISO 15118
19	Altitude	Upto 2000 m	
20	Keypad	Metallic/Membrane type /Touch screen	Alpha numeric keypad with minimum 12 keys If touch screen is offered it can be integral part of display
21	Display	7" or bigger Industrial grade LCD which displayed KWhr, Date & time, Total KWhr, O/P DC V & Amp., Event logs, Alarms, Errors, Price per unit, total amount.	7" or bigger Industrial grade LCD which displayed KWhr, Date & time, Total KWhr, O/P DC V & Amp., Event logs, Alarms, Errors, Price per unit, total amount.
22	CEA compliance	Chargers to comply with CEA guidelines	Chargers to comply with CEA guidelines and equipment related guidelines given by PNGRB in vogue
23	Certification	Certification from ARAI / ICAT (or any Govt/NABL approved lab) and comply the standard from IEC 61851	
24	Memory storage	To store last 100 event logs	
25	Enclosure	Metal sheet	All panels shall be CRCA sheets only.
26	Enclosure Protection	Protection against mechanical impact & stability	IK10, As per IEC 61851-1 Section 11.11.2 including charger Display

\*Due to continuous improvement technical specifications & product image can change without prior notice.



## DC 240kW EV Charger

Our 240 kW ultrafast DC EV charger is a powerhouse charger designed for lightning-fast and efficient charging for electric vehicles. Its versatility allows placement in parking lots, highways, and charging stations, catering to diverse charging needs. With advanced security features and user-friendly interfaces, this charger ensures a seamless, reliable, and convenient charging experience, empowering EV owners for hassle-free journeys ahead.



### Powerful Performance

- Rating: 240 kW
- Input Voltage Range: 3-Phase, 415 VAC ( $\pm 10\%$ ), 50Hz

### Output Parameters

- Voltage: 200–1000V DC
- DC Current: 200 A (max)
- Splitting of power output between two charging gun

### Output Port

- Dual CCS 2 Charging connector.

### User-Friendly Authentication

- Seamlessly authenticate with RFID, QR Code Scan, and OCPP 1.6 base Mobile App Interface for a hassle-free charging experience.
- Offline authentication is also provided if the customer requires.

### Advanced Connectivity

- Interface options include 4G/5G, Ethernet, and Wi-Fi for seamless communication.

### 7-Inch Touchscreen

- 7 inch Industrial grade LCD, which displayed KWh, Date & Time, Total KWh, O/P DC V & Amp, Event logs Errors, Price per unit, total amount.

### Certification

- Certified by ARAI/NABL



# DC 240 kW Technical Specifications

Sr. No.	Parameter	Detail	Specification
		Model:- ST-EVDC240KW	
1	AC Input	Voltage Rating	3-Phase, 415Vac (+10 %, -10%) 360V-460 V
		Max. Input Current	As per 240 KW @ 415 V 3 Phase
		Input Frequency	50 Hz ± 1.5Hz or better
		Insolation	one number MCCB at input in Charger
		User Authentication	RFID , QR-Code Scan, OCPP based Mobile App Interface Interface : Ethernet, GSM - 3G/4G SIM support
2	Backup Power	Input Supply Failure backup ( Optional )	Battery backup for minimum 15 minute for the control system and billing unit. The data logs should be synched with CMS during backup time, in case of drain out.
3	DC Output	No. of Output Ports	2 Nos CCS Type 2, 5 meter cable length at a height between 0.4 m to 1.5 m as per IEC 61851-23, section 101.1.3.
		Output Cable	As per Applicable IEC 62196-3 standard with a voltage range up to 1000V (DC).
		Power factor	> 0.98
		Current & voltage THD	Compliant with IEC 61000-3-12
		Output Current	200 per Gun as per Customer Requirements
		Output Current ( Optional )	250 per Gun as per Customer Requirements
		Output Voltage	200-1000V DC
Rated outputs and maximum output power	As per IEC 61851- 23,101.2.1.1 except for the ambient temperature range. Temp range to be -20 °C to 55 °C as per Indian climatic conditions.		
4	Minimum efficiency	94% for load more than 50%	
5	Internal Cabling	FR grade	
6	Electrical metering	to comply with IEC 62052-11 and IEC 62053-21	
7	Charge Option	Auto Charge, Mode Selection (Time/amount/Power/SOC)	
8	Splitter	Splitting of power output between two guns	splitter provision.
9	AC Input Protections	AC Voltage Protection	AC Over-Voltage, AC Under-Voltage
		AC Current Protection	AC Over Current / Short Circuit
		AC Safety Protection	Residual current / Ground fault- ( ELCB Required 30 ma)
		Earth Monitoring	Earth Presence/Connection Monitoring
		Ground Fault Protection	Ground Fault Protection
		Surge Protection- 4 KV DM	Surge Protection minimum Class B SPD. SPD should have valid test report from NABL accredited Lab having facility as per IEC 61643-11/KEMAVDE - 4 KV DM
		Temperature Protection	Over temperature
10	ESD	Emergency shut down button	Emergency Shut Button (ESD)
11	EMI/EMC	EMI EMC	As per IEC 61000 for complete unit
		Immunity to electrostatic discharge ( IEC 61000-4-2)	Immunity to electrostatic discharge ( IEC 61000-4-2)
		Supply Voltage Dips and Interruptions ( IEC 61000-4-11)	Supply Voltage Dips and Interruptions ( IEC 61000-4-11)
		Fast Transient ( IEC 6100-4-4)	Fast Transient ( IEC 6100-4-4)
		Voltage surges ( IEC 61000-4-5)	Voltage surges ( IEC 61000-4-5)
		Radiated Electro Magnetic Disturbances	Radiated Electro Magnetic Disturbances
12	Energy Metering	Independent DC and AC Energy Meter for each output and Input and with cumulative	Independent DC and AC Energy Meter for each output and Input and with cumulative
13	Operating Temperature	Operating Temperature	-10 to 55 degC
14	Humidity	Enclosure Protection	95% relative humidity, Non-condensing
15	Enclosure Protection	Enclosure Protection	IP54 or better
16	Cooling Method	Natural / Forced	Natural / FAN Cooling
17	Applications	To Charge	4 wheelers compatible with CCS-2
18	Communication between charger and EV	CCS2 : IEC 61851, PLC - DIN 70121 and ISO 15118	CCS2 : IEC 61851, PLC - DIN 70121 and ISO 15118
19	Altitude	Upto 2000 m	
20	Keypad	Metallic/Membrane type /Touch screen	Alpha numeric keypad with minimum 12 keys If touch screen is offered it can be integral part of display
21	Display	7" or bigger Industrial grade LCD which displayed KWHr, Date & time, Total KWHr, O/P DC V & Amp., Event logs, Alarms, Errors, Price per unit, total amount.	7" or bigger Industrial grade LCD which displayed KWHr, Date & time, Total KWHr, O/P DC V & Amp., Event logs, Alarms, Errors, Price per unit, total amount.
22	Certification	Certification from ARAI / ICAT (or any Govt/NABL approved lab) and comply the standard from IEC 61851	
23	Memory storage	To store last 1000 event logs	
24	Enclosure	Metal sheet	All panels shall be CRCA sheets only.
25	Enclosure Protection	Protection against mechanical impact & stability	IK10, As per IEC 61851-1 Section 11.11.2 including charger Display

\*Due to continuous improvement technical specifications & product image can change without prior notice.



## DC 360 kW EV Charger

Perfectly compatible with CCS-2 Connectors, our charger offers versatile charging solutions anywhere – workplaces, parking areas, hospitals, malls, hotels, museums, parks, and highways. Ensure swift and intelligent charging experiences for your electric vehicle journeys with our 360 kWDC charger.



### Powerful Performance

- Rating: 360 KW
- Input Voltage Range: 3-Phase, 415 VAC (±10%), 50Hz

### Output Parameters

- Voltage: 150-1000V DC
- DC Current: 400 A (max)
- Splitting of power output between two charging guns

### Output Port

- One CCS 2 Charging connector.

### User-Friendly Authentication

- Seamlessly authenticate with RFID, QR Code Scan, and OCPP 1.6 base Mobile App Interface for a hassle-free charging experience.
- Offline authentication is also provided if the customer requires.

### Advanced Connectivity

- Interface options include 4G/5G, Ethernet, and Wi-Fi for seamless communication.

### 7-Inch or bigger Touchscreen

- 7 inch Industrial grade LCD, which displayed KWh, Date & Time, Total KWh, O/P DC V & Amp, Event logs, Errors, Price per unit, total amount.

### Certification

- Certified by ARAI/ICAT



# DC 360KW Technical Specifications

Sr. No.	Parameter	Detail	Specification
			Model: ST-EVDC360KW
1	AC Input	Voltage Rating	3-Phase, 415Vac (+10 %,-10%) 360V-460 V
		Max. Input Current	550Amp
		Input Frequency	50 Hz ± 1.5Hz or better
		Insolation	one number MCCB at input in Charger
		User Authentication	RFID,QR-Code Scan, OCPP based Mobile App Interface Interface : Ethernet, GSM - 3G/4G/5G SIM support,support CMS based Mobile Interface, Auto Change through Vehicle MAC ID
2	Backup Power	Input Supply Failure backup	Battery backup for minimum ≥45 minute for the control system and billing unit. The data logs should be synched with CMS during backup time, in case of drain out.
3	DC Output	No. of Output Ports	2 Nos CCS Type 2, 5 meter cable length at a height between 0.4 m to 1.5 m as per IEC 61851-23, section 101.1.3.
		Output Cable	As per Applicable IEC 62196-3 standard with a voltage range up to 1000V (DC).
		Power factor	>0.98
		Current & voltage THD	Compliant with IEC 61000-3-12
		Output Current	400A Per Gun
		Output Voltage	150-1000V DC
4	Minimum efficiency		>95%
5	Internal Cabling		FR grade
6	Electrical metering		to comply with IEC 62052-11 and IEC 62053-21
7	Charge Option		Auto Charge, Mode Selection (Time/amount/Power/SOC)
8	Splitter	Splitting of power output between two guns	splitter provision.
9	AC Input Protections	AC Voltage Protection	AC Over-Voltage, AC Under-Voltage
		AC Current Protection	AC Over Current / Short Circuit
		AC Safety Protection	Residual current / Ground fault- ( ELCB 30 mA)
		Earth Monitoring	Earth Presence/Connection Monitoring
		Ground Fault Protection	Ground Fault Protection
		Surge Protection- 4 KV DM	Surge Protection minimum Class B SPD. SPD should have valid test report from NABL accredited Lab having facility as per IEC 61643-11/KEMA/VDE - 4KV DM
		Temperature Protection	Over temperature
10	ESD	Emergency shut down button	Emergency Shut Button (ESD)
11	EMI/EMC	EMI EMC	As per IEC 61000 for complete unit
		Immunity to electrostatic discharge ( IEC 61000-4-2)	Immunity to electrostatic discharge ( IEC 61000-4-2)
		Supply Voltage Dips and Interruptions ( IEC 61000-4-11)	Supply Voltage Dips and Interruptions ( IEC 61000-4-11)
		Fast Transient ( IEC 6100-4-4)	Fast Transient ( IEC 6100-4-4)
		Voltage surges ( IEC 61000-4-5)	Voltage surges ( IEC 61000-4-5)
		Radiated Electro Magnetic Disturbances	Radiated Electro Magnetic Disturbances
12	Energy Metering	Independent DC and AC Energy Meter for each output and Input and with cumulative	Independent DC and AC Energy Meter for each output and Input and with cumulative
13	Operating Temperature	Operating Temperature	-10 to 55 degC
14	Humidity	Enclosure Protection	95% relative humidity, Non-condensing
15	Enclosure Protection	Enclosure Protection	IP55 or better
16	Cooling Method	Natural / Forced	Natural / FAN Cooling
17	Applications	To Charge	4 wheelers compatible with CCS-2
18	Communication between charger and EV	CCS2 : IEC 61851, PLC - DIN 70121 and ISO 15118	CCS2 : IEC 61851, PLC - DIN 70121 and ISO 15118
19	Altitude		Upto 2000 m
20	Keypad	Metallic/Membrane type /Touch screen	Alpha numeric keypad with minimum 12 keys If touch screen is offered it can be integral part of display
21	Display	7" or bigger Industrial grade LCD which displayed KWHr, Date & time, Total KWHr, O/P DC V & Amp., Event logs, Alarms, Errors, Price per unit, total amount.	7" or bigger Industrial grade LCD which displayed KWHr, Date & time, Total KWHr, O/P DC V & Amp., Event logs, Alarms, Errors, Price per unit, total amount.
22	Certification		Certification from ARAI / ICAT (or any Govt/NABL approved lab) and comply the standard from IEC 61851
23	Memory storage		To store last 1000 event logs
24	Enclosure	Metal sheet	All panels shall be CRCA sheets only.
25	Enclosure Protection	Protection against mechanical impact & stability	IK10,As per IEC 61851-1 Section 11.11.2 including charger Display

\*Due to continuous improvement technical specifications & product image can change without prior notice.



# Split DC EV Charging Station

## Fast, Efficient, Future-Ready Solution

---

Servotech Split DC EV Chargers are our advanced charging technology to support all EV Charging vehicles from private EVs to large EV fleet operations, and deploy power based on different vehicle needs without wasting any power. With a low operating space requirement, our Split DC EV Charging technology offers more EVs to charge at once without any noise. Moreover, the main cabinet's modular structure ensures that the charging speeds are not affected even when a power module fails.



## Split DC EV Charging Station

Servotech Split EV DC Chargers are designed for flexible, high-power charging with a centralized main unit and multiple terminals to create a setup that allows customized configurations based on site requirements while optimizing space usage. Intelligent power distribution ensures each vehicle gets exactly the required charge, improving efficiency and speed. With a reliable multi-module system and minimal noise operation, these chargers are ideal for urban spaces, offices, and communities seeking powerful yet seamless EV charging solutions.



### Powerful Performance

- 2-8 Charging Guns
- Each Gun Output: 240-480 kW
- Output Voltage: 250VDC-750VDC/200VDC-1000VDC

### Easy Operations

- Low Cabinet Space Requirements (450x200x1450mm)
- Supports Multi-Vehicle Charging

### Advanced Technology

- Module Failure doesn't affect Charging Speeds
- No Noise Operation
- Deploys power as per vehicle's requirement for no power wastage

### Protection & Safety

- IP54 Rating
- Over/Under Voltage Protection
- Over Current Protection
- Short Circuit Protection
- Overcharge Protection
- Leakage Protection
- Emergency Button



# Split DC EV Charging Station

## Main charging unit

Specifications	Product number	ST-EVDC360/480KW DC Charging Cabinet
Input Parameters	Input Voltage	415VAC ± 15%
	Voltage Frequency	50Hz ± 5Hz
	Harmonic Content	<5%
	Power Factor	>0.90 (more than half load)
	Overall Efficiency	>95% (more than half load)
Output Parameters	Power Level	240kW-480kW
	The Output Voltage	200VDC-750VDC/200VDC-1000VDC
	Output Current	250A (single muzzle)
	Number of Ports	2-8gun
Basic Attributes	Shell Material	Aluminium zinc plate
	Product Size	1200*850*2000mm(W*D*H)
	Communication Interface	CAN,RS485
	Power Distribution	Full dynamic flexible distribution
	Protection Function	Input over/under voltage protection, output over voltage protection, output over current protection, insulation detection protection, battery reverse connection protection, Short circuit protection, charging pile over temperature protection, charging gun over temperature protection, access control protection, emergency stop protection, leakage protection, overcharge protection.
Environmental Parameters	Lightning Protection Level	C level
	Noise Level	<65dB
	Degree of Protection	IP54
	Operating Temperature	-20°C ~ 50°C
	Altitude	<2000 meter
Relative Humidity	≤95%, Non-condensing	

## Gun Terminal

Specifications	Product number	ST-EVDC360/480KW Charging Terminal
Input Parameters	Number of Output Ports	1/2
	The Output Voltage	200VDC-750VDC/200VDC-1000VDC
	Output Current	250A(MAX)
Basic Parameters	Charging Mode	Automatic full/fixed power/fixed amount/fixed time
	Charging Method	Swipe card/scan code/NIN
	Human-Computer Interaction	7 inch touch color LCD screen
	Auxiliary Power	DC12V and DC24V
	Gun Line Length	5m
	Communication Interface	Ethernet/4G
	Reserved Port	CAN RS485
Structural Parameters	Shell Material	Aluminium zinc plate
	Installation Method	integrated floor type
	Mechanical Strength	20J
	Product Size	450*200*1450mm(W*D*H)
	Degree of Protection	IP55
Environmental Parameters	Operating Temperature	-20°C -50°C
	Altitude	<2000m
	Relative Humidity	<95°C, non-condensing

\*Due to continuous improvement technical specifications & product image can change without prior notice.



# Solar-Powered EV Charging Stations with Hybrid PV Inverter & BESS

ervotech's Solar-Powered EV Charging Station integrates a Hybrid PV Inverter and Battery Energy Storage System to deliver a sustainable, off-grid capable charging solution. By capturing solar energy and storing it for peak demand, the system ensures 24/7 reliability while drastically reducing electricity costs and grid dependency. This intelligent ecosystem prioritizes green energy, offering a modular and eco-friendly infrastructure that empowers businesses to achieve carbon neutrality without compromising on charging speed and efficiency.



# Solar-Powered EV Charging Stations with Hybrid PV Inverter & BESS



Versatility & Off-Grid Capability



Grid Support & Stability



Environmental Impact & Sustainability



Low Maintenance, Reliability & Resilience



Improved Charging Capacity & Energy Management



## How does a Hybrid EV Charging Station Work?

### Solar-Powered Efficiency

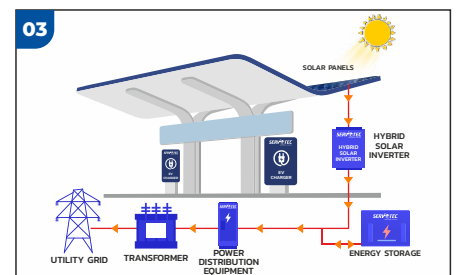
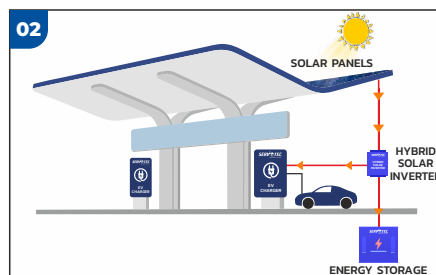
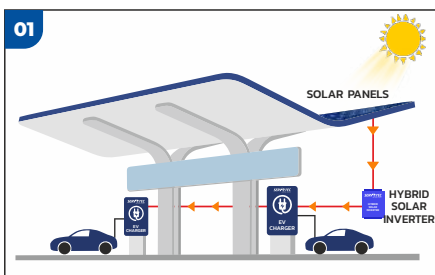
Solar panels generate clean energy during the day to charge Electric Vehicles.

### Smart Energy Storage

Excess solar energy charges the integrated battery system for use after sunset.

### Grid Interaction

Surplus solar power is transferred to the main grid, optimizing energy utilization.

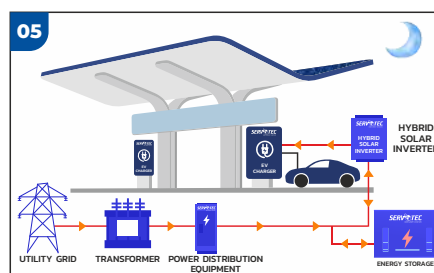
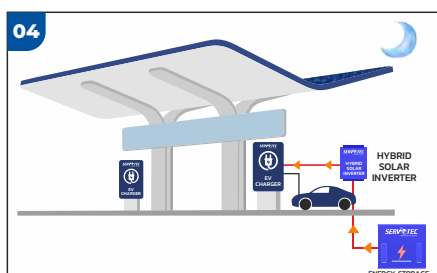


### Night time Continuity

Stored battery energy ensures uninterrupted EV Charging even during night time.

### Reliable Grid Backup

If stored energy runs low, the system seamlessly draws power from the grid to maintain operations.



# EV Charger Components

Servotech's high-performance EV charger components range includes advanced Power Modules, Control Cards, PLC Modules, and heavy-duty CCS 2 and Type 2 Charging Guns. Engineered for durability and high-speed energy transfer, these core units ensure seamless communication between the vehicle and the grid, providing a robust foundation for reliable, scalable, and efficient charging infrastructure.




## Onboard EV Charger



## AC DC Modules



## Control Card



## Charging Cables CCS2 & Type 2



## Industrial Socket



## Power Module Dc Connector



3 Pole MCB



AC Contactor



AC Energy Meter



AC SPD




Control OR Reset relay card



PLC



RFID Card



SMPS 12V



Under Over Voltage Relay



Parallel Relay Card



MCCB



CSU



# विकास की ओर नई उड़ान..

## CONTACT US

Ph: 011-41183116, +91 97176 91800 |  +91 93113 13734

Email: [servotech@servotechindia.com](mailto:servotech@servotechindia.com) | Website: [www.servotech.in](http://www.servotech.in)

## Servotech Renewable Power System Ltd.

**Corporate Office :** 806, 8th Floor, Crown Heights, Sector-10, Rohini, New Delhi - 110085

**Warehouse:** Khasra No. 8/5, 6, 14/2, 15/1, 16/2 Min & 17, Jakhauli Road, Jhundpur, Sonipat, Haryana - 131021

**Reg. Add. & Kundli Plant:** Khata No. 1970, Khewat No. 1672, Khasra No. 21/20/2/2, Revenue Estate, Kundli, P.S.Rai, Sonipat, Haryana - 131029

**Safiabad Plant:** Killa No. 14/6/1/2 (0-3), 6/2/3 (5-13) Village-Safiabad, Pana Paposhian, Rai, Sonipat, Haryana - 131029

